

swiss engineered 

system klarer



>>>>> waterslides



This classic began the waterslide boom in 1980. In the past 28 years, this slide has been constantly developed both in the fields of safety run-outs and with regards to attractiveness and quality.



The waterslide is designed with the new, soft-jointed nut and tongue-faced flange system. In terms of comfort and longevity, this is an unsurpassed further development of the conventional waterslide.

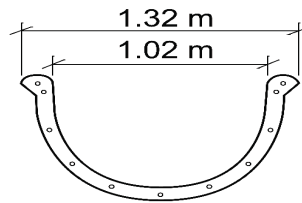


Of course, in terms of the past guidelines – the space-saving pylon structure, the TÜV inspection and the design in accordance with EN 1069 – nothing has changed. Naturally, this slide can also be provided with a tunnel.



## Technical information

Dimensions:	Width 102 cm, height 70 cm
Capacity:	240 people/hour
Water volume:	120 m <sup>3</sup> /h
Gradient:	9-13%
Suitable from:	Age 6



The waterslide can be equipped with the following run-out systems:

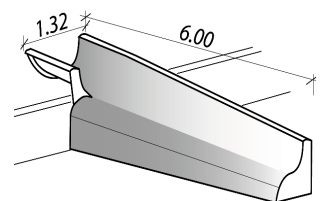
in a pool:	-plump runout -Sofa Spezial
without pool:	-Integra -Sofa -Flat-Water runout -Universa



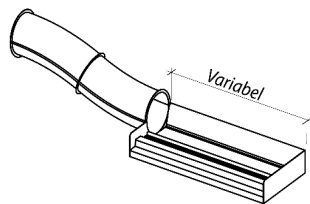
plump runout



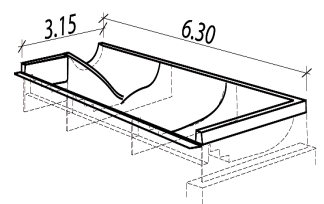
Sofa Spezial




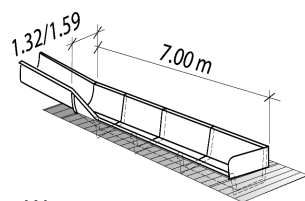
Integra



Sofa



Flat-Water runout



Universa

