

# ATTRACTIONS





# CONTENTS




## THEMED SLIDES



04 Start area



05 Storytelling




06 Lighting motifs



07 Landing area

## CONVERTIBLE SLIDES



08 Program selection



09 LED panels



10 Fake Slide




11 Infinity Jump

## ADRENALINE



12 Drop-start



13 Water



15 Acrylic

## INTERACTIVE SLIDES




16 Time measurement




17 Touch points

## LIGHTING EFFECTS



18 Daylight



19 Artificial light

## SYMBOL-KEY



storytelling



illuminating



interactive



surprising



visual



aural




daring






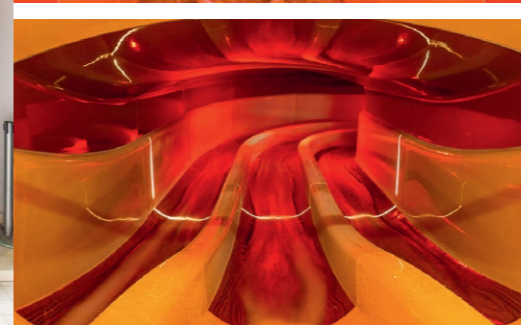



### The first impression

Thanks to individual themes, the visitor can already be put into the right mood before the sliding experience. Theme parks are setting an example! This makes the waiting time seem shorter and consciously makes the overall slide experience more intense.



### Fascinating stories – new worlds

A slide experience can always be more than a dip into cool water. With well thought-out stories, exciting theme worlds and consistent concepts, the slide will become an overall experience. Let the visitor dive into new worlds, let them be a part of it!









# LIGHTING MOTIFS

### More substance than appearance



With backlit motifs, each slide can be designed to be a completely individual experience. Images tell stories. Backlighting with daylight or artificial light ensures a fairytale-like atmosphere.



# LANDING AREA

### A brilliant ending

Every journey has to end at some point. The last part of the attraction should also remain as a positive memory so that the visitor will want to slide again. Depending on the selected theme, we can design the lead-out area in the same way, and thus complete the circle.








# PROGRAM SELECTION



# LED PANELS


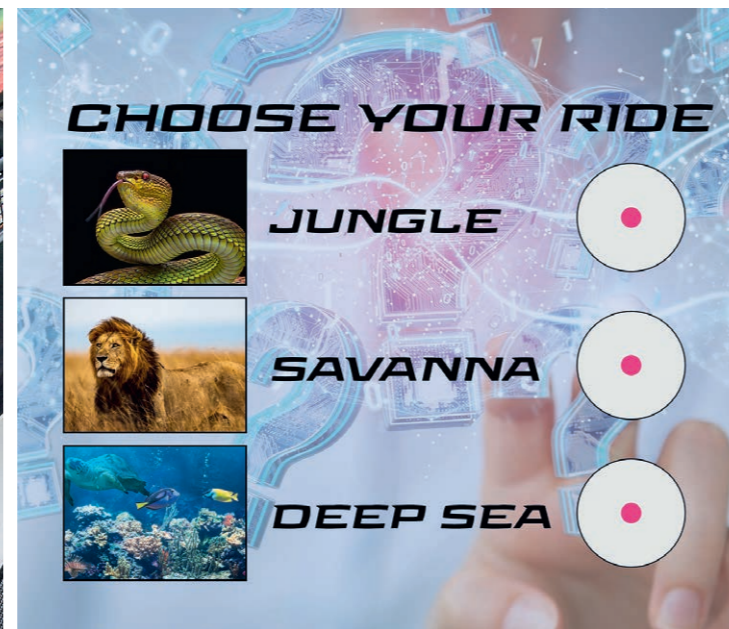

### Your personal experience

For the visitor to identify personally with the slide, we allow them to select their completely personal slide experience from up to three different themes. Our slides are convertible, so we can create even more variety and involve the visitor on an emotional level.




### Discover visually

The most modern LED technology allows the visitor to experience high-definition films up close during the slide experience. Corresponding to the theme selected at the start, the slide continually transforms. Our loudspeakers round off the visual experience.












**Just managing to pull it together**

Our fake slide elements deceive the visitor into thinking the slide is straight, when the actual line layout is a curve. Acrylic glass panels give the visitor a spectacular view of outside. The attraction can even be transformed with the use of LED panels.



**Journey into the unknown**

With a built-in height offset, the Infinity Jump deceives the visitor with a continuation of the slide with the same gradient. This effect is also created with an LED panel at the end of the attraction. Instead of this, however, the visitor suddenly shoots towards the valley, pure adrenaline!










# DROP-START

### In any case




Our **fully-automatic drop-start** requires nerves of steel! The system works completely autonomously and does not require any additional operating personnel. Our **vertical start** requires just as much courage. Gripping the bar. Let go? Nerves and endurance determine the time.



# WATER

### All good things come from above

A **waterfall** brings proper action into the tubes and suddenly transforms the slide into a fast-flowing stream. In contrast, **tropical rain** is a little gentler. This patters down onto the visitor in the slide direction. Both attractions can also be programmed as a punishment.









### See and be seen

Our transparent acrylic glass elements allow the visitor to cast a glance far across the ground for a brief moment before they disappear back into the depths of the tubes. A very special moment! This often also provides ample entertainment for visitors not currently on the slide.








# TIME MEASUREMENT

### Competing against the clock





Professional time measurement systems from Klarer considerably increase the sliding fun, and thus also the capacity of the systems. No matter whether it's individual slides or multi-track competition slides: Striving towards a new personal best can soon become addictive...



# TOUCHPOINTS

### Direct hit!

Who can hit all the touch points and get a perfect score? Interactive fun with a points display in the lead-out area which requires fast reaction times and a good memory, depending on the level of difficulty.









# DAYLIGHT



# ARTIFICIAL LIGHT








### Light spectacle

Our daylight effects make use of the daylight falling onto the slide and translucent areas in the material ensure exciting effects and illusions! The version is available in various colours and shapes. In the evening, it is also possible to use artificial light.



### Moving light

With lighting with **LED-RGB**, magical colour sequences can be created during the slide. **LED-Flash** ensures a stroboscopic camera flash effect. Running lights are circular light chains which can be programmed into diverse, spectacular sequences.







system klarer



Klarer Freizeitanlagen AG

Dickstrasse 4  
8215 Hallau / Switzerland

Téléphone +41 52 687 06 06

Fax +41 52 687 06 00

Tél. DE +49 7734 936 436

info@klarer.com www.klarer.com

